







Food and drink




Put the words in the boxes under the right pictures.




(Setze die Wörter in die Kästen unter die richtigen Bilder. Oder schreibe Überschriften und Wörter in dein Heft. Vegetables:)




fish fruit carrots cherries coke ham lemonade
 potatoes ice cream sausages oranges onion milk
 grapes chocolate pudding

vegetables		
		
_____	_____	_____

fish and meat		
		
_____	_____	_____

fruit		
		
_____	_____	_____

drinks		
		
_____	_____	_____

desserts		
		
_____	_____	_____










I don't eat chocolate, I'm allergic to chocolate.

a) Write down the words under the right pictures.

(Schreibe die Wörter unter die richtigen Bilder. Oder schreibe Nummer und Wort in dein Heft)

garlic eggs milk nuts oranges strawberries chocolate
 tomatoes fish



 1. _____	 2. _____	 3. _____
 4. _____	 5. _____	 6. _____
 7. _____	 8. _____	 9. _____

b) Make a list like this on a piece of paper, cut out the cards from a) and stick them in your list.

(Zeichne eine Liste wie diese auf ein Blatt Papier, schneide die Karten von a) aus und klebe sie in deine Liste. Oder schreibe die Liste in dein Heft.)

I'm allergic to ...	I don't like ...	I like ...

At the TTS cafeteria

a) Complete the sentences. (Vervollständige die Sätze. Oder schreibe die Sätze in dein Heft.)

don't eat

don't take

don't drink

don't like

don't pay



1. I eat in the school cafeteria

but I _____
vegetarian meals.



2. I like pizza

but I _____
it every day.



3. I often take sausages

but I _____
salad.



4. We drink orange juice

but we _____
tea.



5. We pay for our food

but we _____
with money.

b) What do you like? What don't you like? Write down two sentences.
(Was magst du? Was magst du nicht? Schreibe zwei Sätze auf.)

I like ...

I don't like ...

1. _____

2. _____

At the food stall

Look at the picture. Are the sentences right or wrong? Tip: Three sentences are wrong.

(Schau dir das Bild an. Sind die Sätze richtig oder falsch? Tipp: Drei Sätze sind falsch. **Schreibe die richtigen Sätze in dein Heft.**)






- | | right | wrong |
|--|--------------------------|--------------------------|
| 1. There are two girls at the Jamaican food stall. | <input type="checkbox"/> | <input type="checkbox"/> |
| 2. The weather is cloudy. | <input type="checkbox"/> | <input type="checkbox"/> |
| 3. A woman with a pink coat is buying some food. | <input type="checkbox"/> | <input type="checkbox"/> |
| 4. The man in the middle has three bags. | <input type="checkbox"/> | <input type="checkbox"/> |
| 5. One of his bags is brown. | <input type="checkbox"/> | <input type="checkbox"/> |
| 6. His jeans are red. | <input type="checkbox"/> | <input type="checkbox"/> |
| 7. Holly's bag is yellow. | <input type="checkbox"/> | <input type="checkbox"/> |
| 8. Olivia is wearing blue trainers. | <input type="checkbox"/> | <input type="checkbox"/> |

At a Jamaican food stall (einfacher Text von Seite 74 im Buch)

Read about Holly and Olivia at the food stall.

(Lies den Text über Holly und Olivia am Imbissstand.)

		
1. I'm really hungry.		
	2. Hey, here's a Jamaican food stall. There's jerk chicken wrap. I'll have that.	
3. Good! I'll have a salad box. I'm thirsty too.		
	4. Let's have orange juice.	
5. OK.		
		6. Hi! Are you ready to order?
	7. One salad box, please. And one jerk chicken wrap.	
		8. Would you like anything to drink?
	9. We'll have two bottles of orange juice, please.	
		10. That will be £7.60, please.
	11. Oh no! I've only got a ten pound note, and I need that for my phone.	
12. I'll pay. Here you are.		
	13. Thanks. I'll pay you back.	

Who is it?(At the Jamaican food stall)

a) Find the underlined information in the text and underline it there.

Then circle the right person here.

(Finde die unterstrichenen Informationen im Text auf Kopiervorlage 34 und unterstreiche sie dort. Kreise dann hier die richtige Person ein.)




Olivia	Holly	is <u>really hungry</u> .
Olivia	Holly	wants a <u>jerk chicken wrap</u> .
Olivia	Holly	wants a <u>salad box</u> .
Olivia	Holly	want <u>orange juice</u> .
Olivia	Holly	needs money <u>for her phone</u> .
Olivia	Holly	will <u>pay</u> for the food and the drink.




b) Write down the right sentences. (Schreibe die richtigen Sätze auf.)

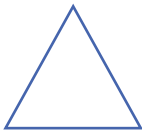
1. _____
2. _____
3. _____
4. _____
5. _____
6. _____

Dialogues at a food stall

a) Put in the right words. (Setze die richtigen Wörter ein.)


won't break  won't forget  won't drink 

won't have  won't be  won't need 



1. Would you like a chicken wrap?

No thanks. I ~~won't have~~ _____ that. I'm a vegetarian.



2. Can you pay me back tomorrow?

Don't worry. I _____.



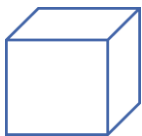
3. Is the food ready?

Don't worry. It _____ long.



4. Be careful with that glass, please.

It's OK. I _____ it.



5. Let's have some more food.

OK, but we _____ dinner later!



6. Can you watch my orange juice, please?

Of course, I _____ it.

b) Colour the shapes from a). Choose the same colour for the same shapes. (Male die Formen aus Übung a) an. Wähle die gleichen Farben für gleiche Formen.)

Dialogues

Example:

Your partner: I have to go shopping for my mum.

You: I'll _____ go with you.

Your partner: Oh, thank you.

You: You're welcome.

**Now you. Complete the sentences and make little dialogues.
(Jetzt ihr. Vervollständigt die Sätze und führt kleine Gespräche.)**

1. Your partner: I'm hungry.

You: _____ make a sandwich for you.

Your partner: Oh, thank you.

You: You're welcome.

2. Your partner: I can't open this bottle.

You: _____ do it for you.

Your partner: Oh, thank you.

You: You're welcome.

3. Your partner: I've only got three pounds.

You: _____ pay for you.

Your partner: Oh, thank you.

You: You're welcome.

4. Your partner: This exercise is not easy.

You: _____ help you.

Your partner: Oh, thank you.

You: You're welcome.

It's breakfast time!


Find eight breakfast words, circle them and write them down under the right picture. →

(Finde acht Frühstückswörter, kreise sie ein und schreibe sie unter die richtigen Bilder. →)

F	R	U	W	B	A	C	O	N	P	L	K	U
F	R	I	E	D	E	G	G	B	L	S	A	M
T	R	Z	L	O	H	J	T	O	A	S	T	L
D	K	B	M	A	R	M	A	L	A	D	E	Q
M	U	S	H	R	O	O	M	S	X	J	I	E
R	V	O	W	T	O	M	A	T	O	E	S	N
L	K	U	Z	R	T	G	F	S	M	I	L	K
Y	S	A	U	S	A	G	E	S	L	U	P	D



1. _____



2. _____




3. _____



4. _____



5. _____



6. _____



7. _____



8. _____